



BURNET COUNTY EMERGENCY SERVICES DISTRICT NO. 2

P.O. Box 249

Buchanan Dam, Texas 78609-0249

**Minutes (Official) – May 16, 2024**

**1. (AI)<sup>1</sup> Call meeting to order.**

*(AD)<sup>2</sup>At 6:00p.m., May 16, 2024, the Regular Meeting for the Board of Emergency Service Commissioners of Burnet County Emergency Services District No. 2 was called to order by President Sharon Barclay at the Cassie Volunteer Fire Department, 3900 RR 690, Burnet, Texas 78611. Notice of this meeting (Enclosure 1) had been previously posted at the Burnet County Courthouse and the Burnet County website, ([Burnet County burnetcountytexas.org](http://Burnet County burnetcountytexas.org)) in compliance with the provisions of Chapter 551, Texas Government Code.*

**2. (AI) Establish a quorum.**

*(AD) Board member in attendance were:*

*Commissioner Sharon Barclay  
Commissioner Robbie Cheatham  
Commissioner Jodeen Lee  
Commissioner Felicia Sanchez  
Commissioner Bill Proffer*

*Commissioner Barclay confirmed a quorum is present.*

**3. (AI) Pledge of Allegiance**

*(AD) The quorum having been established, the Pledge of Allegiance to the United States was rendered with appropriate honors.*

---

<sup>1</sup> AI – Agenda Item

<sup>2</sup> AD – Action and/or Discussion by BCESD-2Commissioners

**4. (AI) Invocation**

*(AD) Commissioner Barclay offered the Invocation.*

**5. (AI) Welcome guests**

*(AI) Commissioner Barclay welcomed to the meeting:*

*CVFD Chief Derrick Curtis*

*CVFD Asst. Chief Schoenfeld*

*Mrs. Laura Schneider, CVFD Treasurer*

*Mrs. Megan Paz – BCESD2 Administrative Assistant*

**6. (AI) Comments for the Board and Public not scheduled on the agenda may be made. However, no action can be taken on these items and the Board will not debate the comments at this meeting. Comments regarding specific agenda items should occur when the item is called. There is a 2-minute speaking limit.**

*(AD) Commissioner Barclay called for any comments regarding non-Agenda items. No items brought forward for discussion.*

**7. (AI) Accept minutes from the April 18, 2024, Meeting**

*(AD) Commissioner Barclay called for corrections to the April 18, 2024, Meeting Minutes: Changes were made to reflect \$9,351.00 in the operating account. No further changes were to be made. Minutes are accepted with corrections.*

**8. (AI) ESD #2 Treasurer Report**

*(AD) Commissioner Lee presented the Treasurer's Report of April 2024.*

*Balances-      Checking: \$307,351.63  
                     Savings: \$17,870.68  
                     Texas Class Reserve Investment: \$374,682.03  
                     Texas Class Sales Tax Investment: \$238,290.26  
                     Total Assets: \$938,194.60*

*Total Income: \$17,560.76*

*Expenses: \$5.25*

*Net Income: \$17,555.51*

*YTD Income       \$ 491,919.62*

*Budget           \$ 517,527.67*

*YTD Expense     \$ 176,252.08*

*Budget           \$ 517,527.67*

*Net Income       \$ 315,667.54*

*Commissioner Lee noted that the only thing she transferred was the excess Sales Tax Funds to the Texas Class account.*

*Commissioner Barclay called for any questions or comments to the Treasurer's Report; with no further discussion, the Treasurer's Report was accepted as presented (Enclosure 2)*

#### **9. (AI) Discussion and/or action regarding the disbursement of funds**

*(AD) Commissioner Lee reported a payment has been made to Mrs. Paz for April. Commissioner Barclay also noted that a bill was received from Attorney on file, but it is not correct. She will work to get the corrected itemized statement and submit for payment.*

#### **10. (AI) Discussion and/or action regarding distribution of funds with Texas Class.**

*(AD) Commissioner Lee discussed the Texas Class accounts. She discussed the differences in the government accounts and commercial accounts. The government accounts earn substantially less interest than the commercial accounts. Both accounts provide protection of the invested funds and can be moved as needed.*

*Commissioner Lee made a motion to move the monies from Texas Class out of the government account to the commercial account. Commissioner Cheatham made motion to 2nd.*

*Commissioner Barclay called for discussion; no further discussion was presented. The motion passed unanimously.*

**11. (AI) Report from the Cassie Volunteer Fire Department.**

**A. Report of VFD (Chief Curtis / Asst. Chief Schoenfeld)**

- 1. Number of calls**
- 2. Training, etc.**
- 3. Other department activity or concerns.**

**B. Cassie VFD Financial Report (L. Schneider)**

**C. Discussion and/or approval of Capital Expenditures for Cassie VFD, if applicable.**

*(AD) Chief Curtis gave the report on the CVFD activity for the month of April 2024.*

*CFVFD responded to 21 calls – 15 EMS / 6 Fire/Other. Mutual Aid - 4 given; none received. There were no overlapping calls. Average response time for April was 8:31 minutes. In-District calls 7:32; M-F 9-5 6:27; Out of District 12:29. The average personnel per call for April was 5.6. (Enclosure 3)*

*B. Mrs. Schneider provided the CVFD Treasurers Report for April 2024. There was a balance of \$ 55,300.36 in Checking. Expenses for April were \$26,485.26, including expenses for routine operations and training and Eclipse related expenses. Mrs. Schneider provided the CVFD Operations Report –Total YTD Expenses \$142,306.97.*

*Mrs. Schneider provided the CVFD Account Report- current balance is \$117,497.83 with no activity for April. (Enclosure 4)*

*Commissioner Barclay asked for an estimate of expenses of Eclipse and Mrs. Schneider gave approximate amount of \$2,500.00.*

**12. (AI) Administrative update of the Sales Tax Program for ESD No. 2. Including update on reports from HdL.**

*(AD) Commissioner Barclay stated for the month of May we will receive \$9303.00 which is a -10.3 YoY change. She reported that there was a large decrease in retail sales and manufacturing; she will continue to monitor this information. (Enclosure 5)*

**13. (AI) Report on acquiring burnetcotxesd2.gov domain name.**

*(AD) Commissioner Proffer stated that the paperwork was submitted with an estimated finalizing in 30 days.*

#### **14. (AI) Joint Task Force Report**

*(AD) Commissioner Barclay stated that JTF met at the end of April. The JTF completed a SWOT survey and is currently working on a Strategic Plan that will be presented at the June Budget Meeting*

#### **15. (AI) Discussion and/or action to renew affiliation with SAFE-D**

*(AD) Commissioner Barclay stated this is the time of year for renewal of Membership dues. BCESD2 anticipated that the cost for membership with SAFE-D will be \$275.00. It was discussed and widely concurred that it remains advantageous to continue this membership.*

#### **16. (AI) Cybersecurity Training; report on compliance. Cybersecurity Awareness Training (youtube.com)**

*(AD) Commissioner Barclay stated it is 100% completed.*

#### **17. (AI) Calendar of Events for June 6, 2024 Budget Workshop Special Meeting**

- (AD)*
- A. Strategic Plan presentation, discussion and/or action.*
  - B. Ten-Year Budget presentation, discussion and/or action.*
  - C. Discussion and work on the BCESD2 FY'24-25 Budget*

*Commissioner Barclay stated this is currently scheduled for June 6, 2024, and Commissioner Lee has a date conflict so we will need to reschedule.*

*Commissioner Proffer made a motion to change the Budget Special Planning meeting date to June 13, 2024 at 6:00pm. Commissioner Lee seconded the motion. There was no further discussion, the motion passed unanimously.*

#### **18. (AI) Calendar of event for June 20, 2024 Meeting.**

- (AD)*
- A. Standing Agenda Items*
  - B. Compliance Report for Cybersecurity Training*
  - C. Compliance Report on ESD Commissioners CEU and required training.*
  - D. Report from CVFD regarding progress on Contract requirements.*


**19. (AI) Next meeting, at 6:00 p.m. on Thursday, June 13, 2024.**

*(AD) Commissioner Barclay stated our next special meeting will now be June 13, 2024 at 6:00pm*

**20. (AI) Adjourn**

*(AD) With no additional business, the Burnet County Emergency Services District No 2, May 16, 2024, Meeting was adjourned at 6:35 p.m.*

DocuSigned by:



12202000F0A545E...

Robbie Cheatham  
Secretary  
Emergency Services District No. 2  
Burnet County  
May 16, 2024

DocuSigned by:



51B493192480430...

Sharon K. Barclay  
President  
Emergency Services District No. 2  
Burnet County  
May 16, 2024

Enclosure 1



**POSTED**

**Vicinta Stafford  
Burnet County Clerk**

By Diane Johnson at 8:03 am, May 10 2024

BURNET COUNTY EMERGENCY SERVICES DISTRICT No. 2  
P.O. BOX 249  
BUCHANAN DAM, TEXAS 78609-0249

#### NOTICE OF REGULAR MEETING

In compliance with the provisions of Chapter 551, Texas Government Code, notice is hereby given of a Regular Meeting of the Board of Emergency Services Commissioners of Burnet County Emergency Services District No. 2, to be held on Thursday, May 16, 2024, at 6:00 p.m. at the Cassie VFD Station located at 3900 RR 690, Burnet, Texas, 78611. This agenda is posted in the Burnet County Courthouse and on the [Burnet County \(burnetcountytexas.org\)](http://burnetcountytexas.org) website.

The following agenda items will be discussed, considered and action taken as appropriate:

#### AGENDA

1. Call meeting to order. (Barclay)
2. Establish a quorum. (Barclay)
3. Pledge of Allegiance. (Barclay)
4. Invocation. (Barclay)
5. Welcome guests. (Barclay)
6. Comments from the Board and Public not scheduled on the agenda may be made. However, no action can be taken on these items and the Board will not debate the comments at this meeting. Comments regarding specific agenda items should occur when the item is called. There is a 2-minute speaking limit.
7. Accept minutes from the April 18, 2024 Meeting. (Barclay)
8. ESD #2 Treasurer Report. (Lee)
9. Discussion and/or action regarding the disbursement of funds. (Lee)
10. Discussion and/or action regarding distribution of funds with Texas Class. (Lee)
11. Report from the Cassie Volunteer Fire Department.
  - A. Report of VFD (Chief Curtis/Asst. Chief Schoenfeld)
    1. Number of calls.
    2. Training, etc.
    3. Other department activity or concerns.

Minutes  
BCESD #2  
May 16, 2024  
Page 7 of 32



BURNET COUNTY EMERGENCY SERVICES DISTRICT No. 2  
P.O. BOX 249  
BUCHANAN DAM, TEXAS 78609-0249

- B. Cassie VFD Financial Report (L. Schneider)
- C. Discussion and/or approval of Capital Expenditures for Cassie VFD, if applicable.  
(Curtis)
- 12. Administrative update of the Sales Tax Program for ESD No. 2 including update on reports from HdL. (Barclay, Proffer)
- 13. Report on acquiring *Burnetcotxesd2.gov* domain name. (Proffer)
- 14. Joint Task Force Report (Barclay, Proffer, Curtis, Schoenfeld)
- 15. Discussion and/or action to renew affiliation with SAFE-D (Barclay)
- 16. Cybersecurity Training; report on compliance. (Barclay)  
[Cybersecurity Awareness Training \(youtube.com\)](https://www.youtube.com/watch?v=...)
- 17. Calendar of events for June 6, 2024 Budget Workshop Special Meeting. (Barclay)
  - A. Strategic Plan presentation, discussion and/or action.
  - B. Ten-Year Budget presentation, discussion and/or action.
  - C. Discussion and work on the BCESD2 FY'24-25 Budget
- 18. Calendar of event for June 20, 2024 Meeting
  - A. Standing Agenda Items.
  - B. Compliance Report for Cybersecurity Training.
  - C. Compliance Report on ESD Commissioners CEU and required training.
  - D. Report from CVFD regarding progress on Contract requirements.
- 19. Next meeting, at 6:00 p.m. on Thursday, June 6, 2024.
- 20. Adjourn

Sharon K. Barclay  
President  
Burnet County Emergency Service District No. 2  
Burnet County, Texas



Enclosure 2

9:53 AM

Burnet County Emergency Services District #2

Balance Sheet

As of April 30, 2024

05/09/24

Cash Basis

	Apr 30, 24
ASSETS	
Current Assets	
Checking/Savings	
First State Bank of Burnet	307,351.63
FSB of Burnet-Sales Tax	17,870.68
Texas Class Invest - Reserve	374,682.03
Texas Class Invest - Sales Tax	238,290.26
Total Checking/Savings	938,194.60
Total Current Assets	938,194.60
TOTAL ASSETS	938,194.60
LIABILITIES & EQUITY	
Equity	
Unrestricted Net Assets	622,527.06
Net Income	315,667.54
Total Equity	938,194.60
TOTAL LIABILITIES & EQUITY	938,194.60

10:04 AM  
05/09/24  
Cash Basis

**Burnet County Emergency Services District #2**  
**Profit & Loss Detail**  
**April 2024**

Type	Date	Num	Name	Memo	Paid Amount
<b>Income</b>					
<b>Government Contracts</b>					
<b>Local Government Contracts</b>					
Deposit	04/04/2024	auto	Burnet County Appraisal Dist.	3/16 - 3/31/24	5,561.54
Deposit	04/19/2024	auto	Burnet County Appraisal Dist.	4/1 - 4/15/24	1,430.84
Total Local Government Contracts					6,992.38
<b>Sales Tax Revenue</b>					
Deposit	04/12/2024	auto	Texas Comptroller	Sales Tax ending 4/9/24	7,867.47
Total Sales Tax Revenue					7,867.47
Total Government Contracts					14,859.85
<b>Interest Earned</b>					
Deposit	04/30/2024			Interest	63.75
Deposit	04/30/2024			Interest	3.21
Total Interest Earned					66.96
<b>Investments</b>					
<b>Interest-Investments</b>					
Deposit	04/30/2024			Interest	1,611.72
Deposit	04/30/2024			Interest	1,022.23
Total Interest-Investments					2,633.95
Total Investments					2,633.95
Total Income					17,560.76
<b>Expense</b>					
<b>Contract Services</b>					
<b>Outside Contract Services</b>					
<b>Burnet Co. Appraisal Dist.</b>					
<b>Tax Collection Legal Fees</b>					
Deposit	04/04/2024	auto	Burnet County Appraisal Dist.	3/16 - 3/31/24	2.17
Deposit	04/19/2024	auto	Burnet County Appraisal Dist.	4/1 - 4/15/24	3.08
Total Tax Collection Legal Fees					5.25
Total Burnet Co. Appraisal Dist.					5.25
Total Outside Contract Services					5.25
Total Contract Services					5.25
Total Expense					5.25
<b>Net Income</b>					<b>17,555.51</b>

10:06 AM

05/09/24

Cash Basis

**Burnet County Emergency Services District #2**  
**Profit & Loss Budget vs. Actual**  
**October 2023 through April 2024**

	Oct '23 - Apr 24	Budget	\$ Over Budget
<b>Income</b>			
Government Contracts			
Local Government Contracts	420,589.79	405,437.67	15,152.12
Sales Tax Revenue	53,770.10	100,000.00	-46,229.90
<b>Total Government Contracts</b>	<b>474,359.89</b>	<b>505,437.67</b>	<b>-31,077.78</b>
Interest Earned	358.16	90.00	268.16
Investments			
Interest-Investments	17,203.57	12,000.00	5,203.57
<b>Total Investments</b>	<b>17,203.57</b>	<b>12,000.00</b>	<b>5,203.57</b>
<b>Total Income</b>	<b>491,919.62</b>	<b>517,527.67</b>	<b>-25,608.05</b>
<b>Expense</b>			
Capital Reserve	-30,301.38	234,475.19	-264,776.57
Contract Services			
Accounting Fees	8,500.00	9,500.00	-1,000.00
Cassie Volunteer Fire Dept	177,573.00	236,784.00	-59,191.00
Contract Labor	300.00	4,500.00	-4,200.00
CVPD-Capital Expenditures	6,424.71	6,000.00	424.71
HdL Companies	2,511.00		
Insurance-Liability & D.O.	1,409.00	2,595.00	-1,186.00
Insurance-Workers Compensation	400.00	454.25	-54.25
Legal Fees	925.00	5,000.00	-4,075.00
Outside Contract Services			
Burnet Co. Appraisal Dist.			
Tax Collection Legal Fees	194.05		
Burnet Co. Appraisal Dist. - Other	3,300.02	6,020.23	-2,720.21
<b>Total Burnet Co. Appraisal Dist.</b>	<b>3,494.07</b>	<b>6,020.23</b>	<b>-2,526.16</b>
<b>Total Outside Contract Services</b>	<b>3,494.07</b>	<b>6,020.23</b>	<b>-2,526.16</b>
<b>Total Contract Services</b>	<b>201,536.78</b>	<b>270,833.48</b>	<b>-69,296.70</b>
Operations			
Newspaper Advertisement	52.00	100.00	-48.00
Postage, Mail Service	0.00	244.00	-244.00
<b>Total Operations</b>	<b>52.00</b>	<b>344.00</b>	<b>-292.00</b>
Other Types of Expenses			
computer expense	0.00	1,000.00	-1,000.00
Memberships and Dues	0.00	275.00	-275.00
<b>Total Other Types of Expenses</b>	<b>0.00</b>	<b>1,275.00</b>	<b>-1,275.00</b>
Sales Tax Expenditures-Cap Exp	0.00	5,000.00	-5,000.00
Travel and Meetings			
Conference, Convention, Meeting	3,839.03	5,000.00	-1,160.97
Travel	1,125.65	600.00	525.65
<b>Total Travel and Meetings</b>	<b>4,964.68</b>	<b>5,600.00</b>	<b>-635.32</b>
<b>Total Expense</b>	<b>176,252.08</b>	<b>517,527.67</b>	<b>-341,275.59</b>
<b>Net Income</b>	<b>315,667.54</b>	<b>0.00</b>	<b>315,667.54</b>

Minutes  
BCESD #2  
May 16, 2024  
Page 11 of 32

Enclosure 3

**Cassie VFD/ Burnet ESD 2**

Burnet, TX

This report was generated on 5/13/2024 7:55:15 AM

**Incident Statistics**

Zone(s): All Zones | Start Date: 04/01/2024 | End Date: 04/30/2024

INCIDENT COUNT			
INCIDENT TYPE		# INCIDENTS	
EMS		15	
FIRE		6	
TOTAL		21	
TOTAL TRANSPORTS (N2 and N3)			
APPARATUS	# of APPARATUS TRANSPORTS	# of PATIENT TRANSPORTS	TOTAL # of PATIENT CONTACTS
C-60	0	0	4
TOTAL	0	0	4
PRE-INCIDENT VALUE		LOSSES	
\$0.00		\$0.00	
CO CHECKS			
TOTAL			
MUTUAL AID			
Aid Type		Total	
Aid Given		4	
OVERLAPPING CALLS			
# OVERLAPPING		% OVERLAPPING	
0		0	
LIGHTS AND SIREN - AVERAGE RESPONSE TIME (Dispatch to Arrival)			
Station	EMS	FIRE	
Cassie VFD-Elms Station	0:08:26	0:06:45	
AVERAGE FOR ALL CALLS		0:08:31	
LIGHTS AND SIREN - AVERAGE TURNOUT TIME (Dispatch to Enroute)			
Station	EMS	FIRE	
Cassie VFD-Elms Station	0:02:01	0:01:28	
AVERAGE FOR ALL CALLS		0:01:51	
AGENCY		AVERAGE TIME ON SCENE (MM:SS)	
Cassie VFD/ Burnet ESD 2		108:55	

Minutes  
BCESD #2  
May 16, 2024  
Page 12 of 32

# Cassie VFD/ Burnet ESD 2

Burnet, TX

This report was generated on 5/13/2024 7:57:20 AM



## Incident Statistics

Zone(s): All Zones | Start Date: 01/01/2024 | End Date: 04/30/2024

INCIDENT COUNT			
INCIDENT TYPE		# INCIDENTS	
EMS		31	
FIRE		16	
TOTAL		47	
TOTAL TRANSPORTS (N2 and N3)			
APPARATUS	# of APPARATUS TRANSPORTS	# of PATIENT TRANSPORTS	TOTAL # of PATIENT CONTACTS
C-60	0	0	15
TOTAL	0	0	15
PRE-INCIDENT VALUE		LOSSES	
\$0.00		\$0.00	
CO CHECKS			
TOTAL			
MUTUAL AID			
Aid Type		Total	
Aid Given		11	
Aid Received		1	
OVERLAPPING CALLS			
# OVERLAPPING		% OVERLAPPING	
2		4.26	
LIGHTS AND SIREN - AVERAGE RESPONSE TIME (Dispatch to Arrival)			
Station	EMS	FIRE	
Cassie VFD-Elms Station	0:07:58	0:07:37	
AVERAGE FOR ALL CALLS		0:08:06	
LIGHTS AND SIREN - AVERAGE TURNOUT TIME (Dispatch to Enroute)			
Station	EMS	FIRE	
Cassie VFD-Elms Station	0:02:26	0:01:50	
AVERAGE FOR ALL CALLS		0:02:16	
AGENCY		AVERAGE TIME ON SCENE (MM:SS)	
Cassie VFD/ Burnet ESD 2		73:47	

Enclosure 3

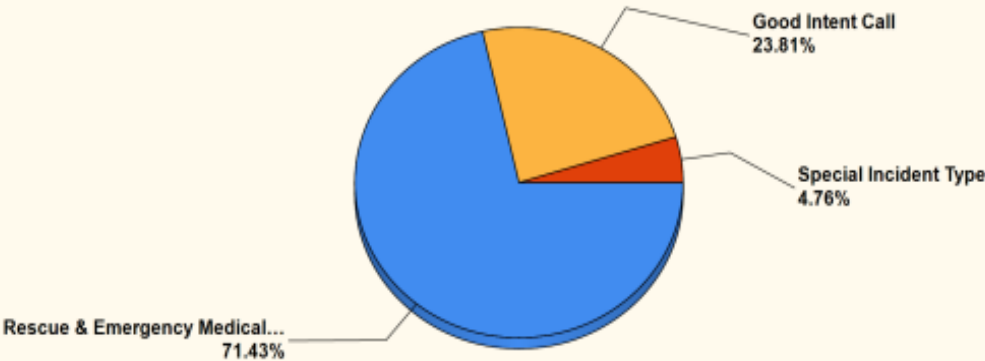
Cassie VFD/ Burnet ESD 2

Burnet, TX

This report was generated on 5/13/2024 7:57:53 AM



Breakdown by Major Incident Types for Date Range  
Zone(s): All Zones | Start Date: 04/01/2024 | End Date: 04/30/2024



MAJOR INCIDENT TYPE	# INCIDENTS	% of TOTAL
Rescue & Emergency Medical Service	15	71.43%
Good Intent Call	5	23.81%
Special Incident Type	1	4.76%
TOTAL	21	100%

Detailed Breakdown by Incident Type		
INCIDENT TYPE	# INCIDENTS	% of TOTAL
311 - Medical assist, assist EMS crew	7	33.33%
321 - EMS call, excluding vehicle accident with injury	6	28.57%
324 - Motor vehicle accident with no injuries.	2	9.52%
611 - Dispatched & cancelled en route	3	14.29%
631 - Authorized controlled burning	2	9.52%
900 - Special type of incident, other	1	4.76%
TOTAL INCIDENTS:	21	100%

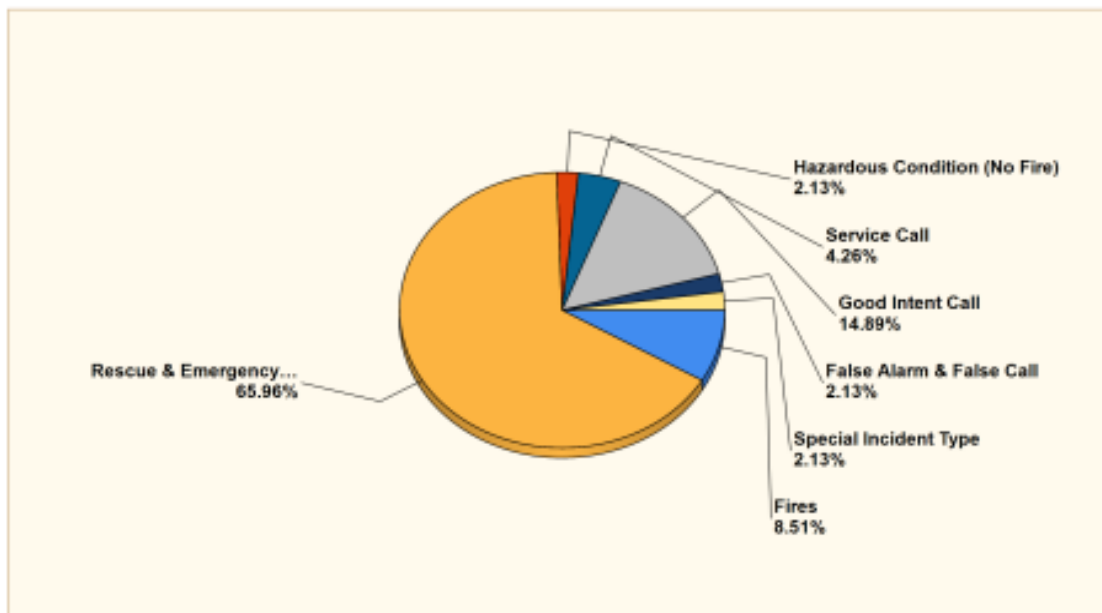
**Cassie VFD/ Burnet ESD 2**

Burnet, TX

This report was generated on 5/13/2024 7:58:14 AM

**Breakdown by Major Incident Types for Date Range**

Zone(s): All Zones | Start Date: 01/01/2024 | End Date: 04/30/2024



MAJOR INCIDENT TYPE	# INCIDENTS	% of TOTAL
Fires	4	8.51%
Rescue & Emergency Medical Service	31	65.96%
Hazardous Condition (No Fire)	1	2.13%
Service Call	2	4.26%
Good Intent Call	7	14.89%
False Alarm & False Call	1	2.13%
Special Incident Type	1	2.13%
<b>TOTAL</b>	<b>47</b>	<b>100%</b>

Detailed Breakdown by Incident Type		
INCIDENT TYPE	# INCIDENTS	% of TOTAL
122 - Fire in motor home, camper, recreational vehicle	3	6.38%
151 - Outside rubbish, trash or waste fire	1	2.13%
311 - Medical assist, assist EMS crew	7	14.89%
321 - EMS call, excluding vehicle accident with injury	20	42.55%
324 - Motor vehicle accident with no injuries.	2	4.26%
341 - Search for person on land	1	2.13%
342 - Search for person in water	1	2.13%
444 - Power line down	1	2.13%
551 - Assist police or other governmental agency	1	2.13%
561 - Unauthorized burning	1	2.13%
611 - Dispatched & cancelled en route	4	8.51%
631 - Authorized controlled burning	3	6.38%
745 - Alarm system activation, no fire - unintentional	1	2.13%
900 - Special type of incident, other	1	2.13%
<b>TOTAL INCIDENTS:</b>	<b>47</b>	<b>100%</b>

Cassie VFD/ Burnet ESD 2

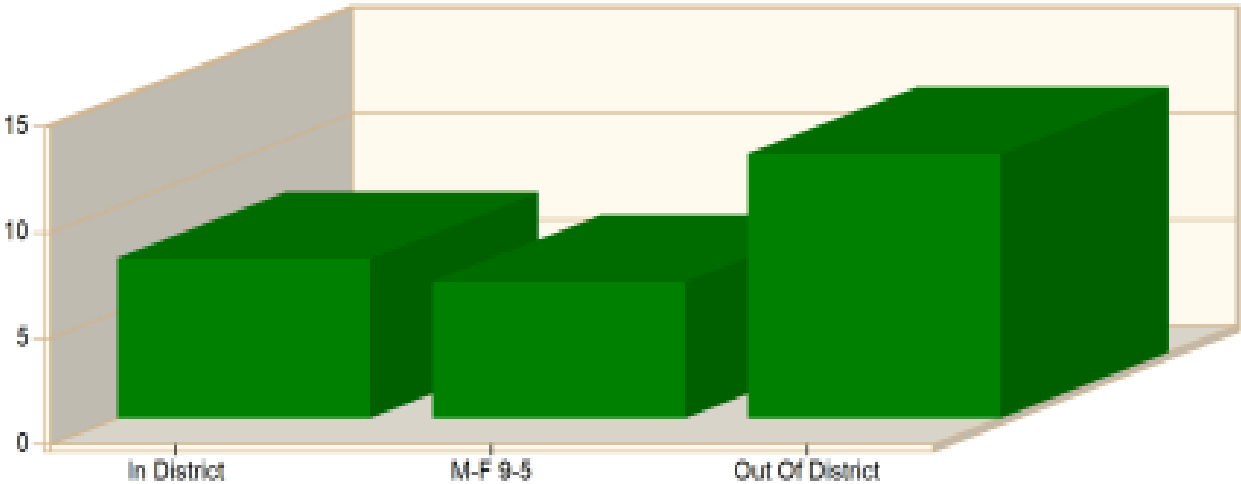
Burnet, TX

This report was generated on 5/13/2024 7:59:42 AM



Incident Average Response Time per Shift for Date Range

Start Date: 04/01/2024 | End Date: 04/30/2024



SHIFT	AVERAGE RESPONSE TIME (min) (Dispatch to Arrived)	CALLS
In District	7:32	13
M-F 9-5	6:27	2
Out Of District	12:29	2
Total Number of Calls:		17

Incident Average Response Time per Shift for Date Range

Start Date: 01/01/2024 | End Date: 04/30/2024

SHIFT	AVERAGE RESPONSE TIME (min) (Dispatch to Arrived)	CALLS
In District	8:40	26
M-F 9-5	6:01	7
Out Of District	8:14	9
Total Number of Calls:		42



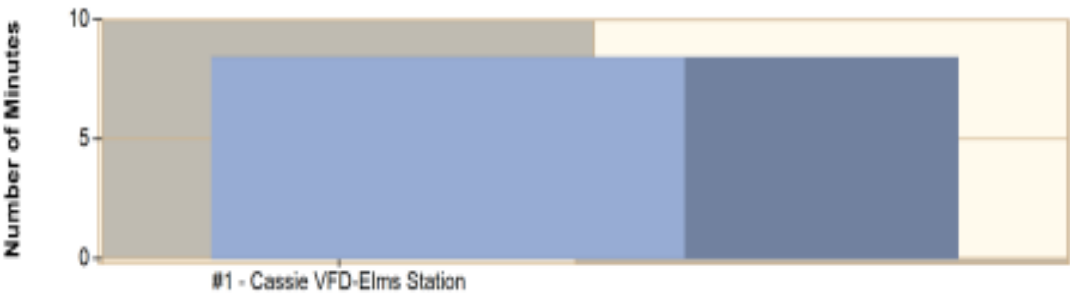
# Cassie VFD/ Burnet ESD 2

Burnet, TX

This report was generated on 5/13/2024 7:58:40 AM



Average Response Time per Station for Date Range  
Start Date: 04/01/2024 | End Date: 04/30/2024



STATION	AVERAGE RESPONSE MM:SS (Dispatch to Arrived)
#1 - Cassie VFD-Elms Station	8:26

Average Response Time per Station for Date Range  
Start Date: 01/01/2024 | End Date: 04/30/2024

STATION	AVERAGE RESPONSE MM:SS (Dispatch to Arrived)
#1 - Cassie VFD-Elms Station	7:06

**Cassie VFD/ Burnet ESD 2**

Burnet, TX

This report was generated on 5/13/2024 8:00:44 AM

**Personnel Count per Incident for Date Range**

Start Date: 04/01/2024 | End Date: 04/30/2024

INCIDENT NUMBER	DATE	INCIDENT TYPE	FDID	NUMBER OF PEOPLE		
				ON APPARATUS	NOT ON APPARATUS	TOTAL
2024-2400027	4/2/2024 20:54:23	321 - EMS call, excluding vehicle accident with injury	BP208	5	1	6
2024-2400028	4/7/2024 01:58:08	311 - Medical assist, assist EMS crew	BP208	4	1	5
2024-2400029	4/7/2024 04:29:28	311 - Medical assist, assist EMS crew	BP208	6	0	6
2024-2400030	4/7/2024 21:13:52	321 - EMS call, excluding vehicle accident with injury	BP208	5	3	8
2024-2400031	4/8/2024 03:14:16	611 - Dispatched & cancelled en route	BP208	3	4	7
2024-2400032	4/8/2024 09:39:41	900 - Special type of incident, other	BP208	8	3	11
2024-2400033	4/8/2024 20:52:12	324 - Motor vehicle accident with no injuries.	BP208	8	1	9
2024-2400034	4/9/2024 03:46:26	311 - Medical assist, assist EMS crew	BP208	3	3	6
2024-2400035	4/9/2024 08:26:34	311 - Medical assist, assist EMS crew	BP208	3	1	4
2024-2400036	4/9/2024 11:58:14	311 - Medical assist, assist EMS crew	BP208	1	3	4
2024-2400037	4/13/2024 17:09:58	611 - Dispatched & cancelled en route	BP208	2	0	2
2024-2400038	4/16/2024 04:18:12	321 - EMS call, excluding vehicle accident with injury	BP208	4	0	4
2024-2400039	4/16/2024 17:30:47	321 - EMS call, excluding vehicle accident with injury	BP208	9	0	9
2024-2400040	4/17/2024 09:34:00	631 - Authorized controlled burning	BP208	2	3	5
2024-2400041	4/17/2024 17:49:33	324 - Motor vehicle accident with no injuries.	BP208	4	1	5
2024-2400042	4/19/2024 16:15:01	321 - EMS call, excluding vehicle accident with injury	BP208	4	0	4
2024-2400043	4/21/2024 14:01:21	321 - EMS call, excluding vehicle accident with injury	BP208	4	0	4
2024-2400044	4/22/2024 13:04:55	631 - Authorized controlled burning	BP208	5	0	5
2024-2400045	4/26/2024 18:05:07	311 - Medical assist, assist EMS crew	BP208	4	0	4
2024-2400046	4/29/2024 18:51:00	311 - Medical assist, assist EMS crew	BP208	3	1	4
2024-2400047	4/30/2024 19:31:00	611 - Dispatched & cancelled en route	BP208	3	3	6

**TOTAL # OF INCIDENTS: 21****AVERAGES:****4.3****1.3****5.6****Personnel Count per Incident for Date Range**

Start Date: 01/01/2024 | End Date: 04/30/2024

**TOTAL # OF INCIDENTS: 47****AVERAGES:****3.9****1.3****5.3**

**Incidents per Zone for Date Range**

Start Date: 04/01/2024 | End Date: 04/30/2024

INCIDENT NUMBER	INCIDENT TYPE	DATE	LOCATION	APPARATUS
<b>ZONE: 01 - Cassie</b>				
2024-2400038	321 - EMS call, excluding vehicle accident with injury	04/16/2024	203 Bronco DR	4490,C-60
2024-2400043	321 - EMS call, excluding vehicle accident with injury	04/21/2024	705 N Chaparral	C-60
Total # Incidents for 01:				2
<b>ZONE: 02 - Buena Vista</b>				
2024-2400027	321 - EMS call, excluding vehicle accident with injury	04/02/2024	360 Cr 139	B-51,C-60
2024-2400039	321 - EMS call, excluding vehicle accident with injury	04/16/2024	100 Vista Park DR	4490,B-50,B-51,C-60
2024-2400042	321 - EMS call, excluding vehicle accident with injury	04/19/2024	335 Cr 139	4490,C-60
Total # Incidents for 02:				3
<b>ZONE: 04 - The Willows</b>				
2024-2400045	311 - Medical assist, assist EMS crew	04/26/2024	120 Cr 141	4490,B-51,C-60
Total # Incidents for 04 :				1
<b>ZONE: 15 - Reveille Peak Ranch</b>				
2024-2400028	311 - Medical assist, assist EMS crew	04/07/2024	105 Cr 115	B-50,C-60
2024-2400029	311 - Medical assist, assist EMS crew	04/07/2024	105 Cr 115	4490,B-50,C-60
2024-2400030	321 - EMS call, excluding vehicle accident with injury	04/07/2024	105 Cr 114	4490,B-50,C-60
2024-2400031	611 - Dispatched & cancelled en route	04/08/2024	105 Cr 115	B-50,C-60
2024-2400034	311 - Medical assist, assist EMS crew	04/09/2024	105 Cr 115	B-51,C-60
2024-2400035	311 - Medical assist, assist EMS crew	04/09/2024	105 Cr 115	B-50,C-60
2024-2400036	311 - Medical assist, assist EMS crew	04/09/2024	105 Cr 115	C-60
Total # Incidents for 15:				7
<b>ZONE: 16 - West State Highway 29</b>				
2024-2400032	900 - Special type of incident, other	04/08/2024	W Sh 29	B-50,B-51,C-60,E-20,E-21
Total # Incidents for 16:				1
<b>ZONE: 17 - FM 690</b>				
2024-2400033	324 - Motor vehicle accident with no injuries.	04/08/2024	4572 Fm 690	4490,B-50,B-51,C-60
2024-2400040	631 - Authorized controlled burning	04/17/2024	7777 Fm 690	B-50
2024-2400041	324 - Motor vehicle accident with no injuries.	04/17/2024	W Sh 29	4490,B-50
Total # Incidents for 17:				3
<b>ZONE: 29 - OOD- CI Burnet FD</b>				
2024-2400044	631 - Authorized controlled burning	04/22/2024	3000 RR 2341	B-50,E-21,T-40
Total # Incidents for 29:				1
<b>ZONE: 30 - OOD- Hoover Valley VFD</b>				
2024-2400037	611 - Dispatched & cancelled en route	04/13/2024	6800 Park Rd 4	B-50
2024-2400046	311 - Medical assist, assist EMS crew	04/29/2024	1008 apache dr	B-51,C-60
2024-2400047	611 - Dispatched & cancelled en route	04/30/2024	3600 Park Rd 4	B-51,E-20
Total # Incidents for 30:				3
<b>TOTAL # INCIDENTS:</b>				<b>21</b>

INCIDENT NUMBER	INCIDENT TYPE	DATE	LOCATION	APPARATUS
<b>ZONE: 29 - OOD- CI Burnet FD</b>				
2024-2400044	631 - Authorized controlled burning	04/22/2024	3000 RR 2341	B-50,E-21,T-40

Total # Incidents for 29: 1

<b>ZONE: 30 - OOD- Hoover Valley VFD</b>				
2024-2400037	611 - Dispatched & cancelled en route	04/13/2024	6800 Park Rd 4	B-50
2024-2400046	311 - Medical assist, assist EMS crew	04/29/2024	1008 apache dr	B-51,C-60
2024-2400047	611 - Dispatched & cancelled en route	04/30/2024	3600 Park Rd 4	B-51,E-20

Total # Incidents for 30: 3

**TOTAL # INCIDENTS: 21**

**Cassie VFD/ Burnet ESD 2**

Burnet, TX

This report was generated on 5/13/2024 8:01:57 AM

**Incidents per Zone for Date Range**

Start Date: 01/01/2024 | End Date: 04/30/2024

INCIDENT NUMBER	INCIDENT TYPE	DATE	LOCATION	APPARATUS
<b>ZONE: 01 - Cassie</b>				
2024-2400003	321 - EMS call, excluding vehicle accident with injury	01/14/2024	114 S Chaparral	4490,B-50
2024-2400006	321 - EMS call, excluding vehicle accident with injury	01/27/2024	628 S Chaparral	B-51
2024-2400008	321 - EMS call, excluding vehicle accident with injury	02/11/2024	135 N Chaparral	B-51,C-60
2024-2400009	321 - EMS call, excluding vehicle accident with injury	02/16/2024	105 Agarita DR	B-51,C-60
2024-2400012	321 - EMS call, excluding vehicle accident with injury	02/28/2024	112 Cr 146	B-51,C-60
2024-2400014	321 - EMS call, excluding vehicle accident with injury	03/07/2024	100 White Tail	C-60
2024-2400023	321 - EMS call, excluding vehicle accident with injury	03/18/2024	204 S Chaparral	B-51,C-60
2024-2400026	561 - Unauthorized burning	03/31/2024	114 Cr 146	C-60
2024-2400038	321 - EMS call, excluding vehicle accident with injury	04/16/2024	203 Bronco DR	4490,C-60
2024-2400043	321 - EMS call, excluding vehicle accident with injury	04/21/2024	705 N Chaparral	C-60

Total # Incidents for 01: 10

<b>ZONE: 02 - Buena Vista</b>				
2024-2400004	321 - EMS call, excluding vehicle accident with injury	01/16/2024	458 Cr 139	B-51,C-60
2024-2400007	444 - Power line down	02/10/2024	107 Vista Verde CIR	B-51,C-60
2024-2400010	321 - EMS call, excluding vehicle accident with injury	02/17/2024	100 Casa Granda DR	4490,C-60
2024-2400011	321 - EMS call, excluding vehicle accident with injury	02/27/2024	101 Cr 139 B	B-51,C-60
2024-2400019	745 - Alarm system activation, no fire - unintentional	03/14/2024	104 Sagebrush DR	B-50,E-21
2024-2400027	321 - EMS call, excluding vehicle accident with injury	04/02/2024	360 Cr 139	B-51,C-60
2024-2400039	321 - EMS call, excluding vehicle accident with injury	04/16/2024	100 Vista Park DR	4490,B-50,B-51,C-60
2024-2400042	321 - EMS call, excluding vehicle accident with injury	04/19/2024	335 Cr 139	4490,C-60

Total # Incidents for 02: 8

<b>ZONE: 03 - Laguna Vista</b>				
2024-2400022	611 - Dispatched & cancelled en route	03/16/2024	123 L Debo DR	4490

Total # Incidents for 03: 1

INCIDENT NUMBER	INCIDENT TYPE	DATE	LOCATION	APPARATUS
<b>ZONE: 28 - OOD- Burnet VFD</b>				
2024-2400005	122 - Fire in motor home, camper, recreational vehicle	01/18/2024	6161 W Sh 29	C-60,T-40
2024-2400013	122 - Fire in motor home, camper, recreational vehicle	02/28/2024	6161 W Sh 29	4490,E-21,T-40
2024-2400021	122 - Fire in motor home, camper, recreational vehicle	03/16/2024	100 Rocky Hollow DR	C-60,E-21,T-40
Total # Incidents for 28:				3
<b>ZONE: 21 - Lake Buchanan</b>				
2024-2400016	342 - Search for person in water	03/13/2024	3400 TX 261	C-60,RB-30
Total # Incidents for 21:				1
<b>ZONE: 29 - OOD- CI Burnet FD</b>				
2024-2400044	631 - Authorized controlled burning	04/22/2024	3000 RR 2341	B-50,E-21,T-40
Total # Incidents for 29:				1
<b>ZONE: 30 - OOD- Hoover Valley VFD</b>				
2024-2400015	151 - Outside rubbish, trash or waste fire	03/12/2024	3630 Park Rd 4	C-60
2024-2400018	341 - Search for person on land	03/14/2024	3630 Park Rd 4	B-50,C-60
2024-2400037	611 - Dispatched & cancelled en route	04/13/2024	6800 Park Rd 4	B-50
2024-2400046	311 - Medical assist, assist EMS crew	04/29/2024	1008 apache dr	B-51,C-60
2024-2400047	611 - Dispatched & cancelled en route	04/30/2024	3600 Park Rd 4	B-51,E-20
Total # Incidents for 30:				5
<b>ZONE: BCSO - Burnet County SO</b>				
2024-2400017	551 - Assist police or other governmental agency	03/14/2024	211 N River Oaks DR	C-60
Total # Incidents for BCSO:				1
<b>TOTAL # INCIDENTS:</b>				<b>11</b>

Enclosure 4

6:19 PM

05/14/24

Cash Basis

**Cassie Volunteer Fire Department**  
**Balance Sheet**  
As of April 30, 2024

	<u>Apr 30, 24</u>
<b>ASSETS</b>	
Current Assets	
Checking/Savings	
1010 - CASSIE VFD-ESD2	55,300.36
Total Checking/Savings	55,300.36
Total Current Assets	55,300.36
Fixed Assets	
1410 - Land	13,820.69
1420 - Furniture & Fixtures	10,438.09
1430 - Vehicles & Equipment	1,198,347.79
1440 - EMS Equipment	8,464.56
1450 - Communication Equipment	103,956.55
1460 - Buildings	120,053.61
1510 - Accumulated Depreciation	-1,174,957.72
Total Fixed Assets	280,123.57
Other Assets	
1090 - Transfers (In/Out)	70,000.00
1100 - Grant Receivable	665.00
Total Other Assets	70,665.00
<b>TOTAL ASSETS</b>	<b><u>406,088.93</u></b>
<b>LIABILITIES &amp; EQUITY</b>	
Liabilities	
Current Liabilities	
Other Current Liabilities	
2010 - Employer & Emp. Payroll Tax	1,888.75
Total Other Current Liabilities	1,888.75
Total Current Liabilities	1,888.75
Total Liabilities	1,888.75
Equity	
3010 - Unrestricted Net Assets-Ret.Ern	362,143.34
Net Income	42,056.84
Total Equity	404,200.18
<b>TOTAL LIABILITIES &amp; EQUITY</b>	<b><u>406,088.93</u></b>

Minutes  
BCESD #2  
May 16, 2024  
Page 23 of 32



6:31 PM

05/14/24

Cash Basis

**Cassie Volunteer Fire Department  
Profit & Loss Detail  
April 2024**

Date	Name	Memo	Class	Paid Amount
<b>Income</b>				
<b>4000 - Income</b>				
<b>4005 - ESD payments</b>				
04/03/2024	BCESD#2	3rd quarter distribution for fire protection services for BCESD2 service ...	ESD	41,136.12
04/03/2024	BCESD#2	3rd quarter distribution for payroll	FDE	18,054.88
Total 4005 - ESD payments				59,191.00
Total 4000 - Income				59,191.00
Total Income				59,191.00
<b>Expense</b>				
<b>5000 - ADMINISTRATIVE</b>				
<b>5040 - Subscrip/Dues/Membrshp/RecMgmt</b>				
04/16/2024	Chase Card Services	Common Haus-website maintenance for period 2-1-2024--2-1-2025	ESD	587.50
04/16/2024	Chase Card Services	YMCA-April 2024 membership for Sanchez-couple	ESD	58.00
04/16/2024	Chase Card Services	YMCA-April 2024 membership for Rivera-single	ESD	40.00
04/16/2024	Chase Card Services	YMCA-April 2024 membership for Curtis-family	ESD	67.00
04/16/2024	Chase Card Services	YMCA-April 2024 membership for Dupont-couple	ESD	58.00
04/16/2024	Chase Card Services	YMCA-April 2024 membership for Herwig-senior couple	ESD	40.00
04/16/2024	Chase Card Services	YMCA-April 2024 membership for Lee-senior couple	ESD	40.00
04/16/2024	Chase Card Services	YMCA-April 2024 membership for Kelley-family	ESD	67.00
04/16/2024	Chase Card Services	YMCA-April 2024 membership for Ganci-family	ESD	67.00
Total 5040 - Subscrip/Dues/Membrshp/RecMgmt				1,024.50
Total 5000 - ADMINISTRATIVE				1,024.50
<b>5200 - PAID POSITION</b>				
<b>5205 - Base Salary</b>				
04/01/2024	Derrick R Curtis	Salary-payroll for period ending 4-5-2024	FDE	2,423.08
04/10/2024	Derrick R Curtis	Salary-Payroll for period ending 4-19-2024-wrote check early due to Cu...	FDE	2,423.08
04/30/2024	Derrick R Curtis	Salary-payroll for period ending 5-3-2024	FDE	2,423.08
Total 5205 - Base Salary				7,269.24
<b>5215 - CVFD SS &amp; Medicare Tax Match</b>				
04/01/2024	Derrick R Curtis	Employer Social Security & Medicare	FDE	185.37
04/10/2024	Derrick R Curtis	Employer Social Security & Medicare	FDE	185.37
04/30/2024	Derrick R Curtis	Employer Social Security & Medicare	FDE	185.37
Total 5215 - CVFD SS & Medicare Tax Match				556.11
Total 5200 - PAID POSITION				7,825.35
<b>5300 - BUILDING AND GROUNDS</b>				
<b>5310 - Janitorial Supplies</b>				
04/16/2024	Chase Card Services	Amzn-6 boxes of the blue disposable cleaning towels	ESD	90.42
04/16/2024	Chase Card Services	Amzn-1 broom and dust pan and 1- o-cedar easy wiring and rinse clea...	ESD	70.66
04/16/2024	Chase Card Services	HEB-Towels,puffs, hand soap, body cleaner and wipes, foil, toilet pape...	ESD	114.41
Total 5310 - Janitorial Supplies				275.49
<b>5320 - Repairs and Maintenance</b>				
04/16/2024	Chase Card Services	Lowes-Toilet for Bay 1 bathroom-old one was leaking at base and tank	ESD	148.87
Total 5320 - Repairs and Maintenance				148.87
<b>5325 - Furn&amp;YardEquip Repl/Rep/New</b>				
04/16/2024	Chase Card Services	Amzn-gator blades for lawn mower-not correct ones-credit minus shipp...	ESD	-33.73
04/16/2024	Chase Card Services	Apple-cloud storage for reports-no receipt	ESD	0.99
04/16/2024	Chase Card Services	Amzn-gator blades for lawn mower-wrong ones-returned and credit of ...	ESD	41.82
04/16/2024	Chase Card Services	Amzn-3 pack of toro hi flow blades for riding lawn mower-correct ones	ESD	69.85
Total 5325 - Furn&YardEquip Repl/Rep/New				78.93
<b>5330 - Electrical Service</b>				
04/15/2024	PEC	Acct#3000098825-monthly stmt for period 2-20-2024--3-21-2024	ESD	169.46
Total 5330 - Electrical Service				169.46

Page 1

Minutes  
BCESD #2  
May 16, 2024  
Page 24 of 32



6:31 PM

05/14/24

Cash Basis

**Cassie Volunteer Fire Department  
Profit & Loss Detail  
April 2024**

Date	Name	Memo	Class	Paid Amount
<b>5335 - Telephone Service</b>				
04/16/2024	Chase Card Services	Satellite Phone Store-lease of 3 satellite phones 8 days	ESD	725.34
04/16/2024	Chase Card Services	281 Comm Corp- internet service for period 3-10-2024--4-9-2024	ESD	167.00
04/16/2024	Chase Card Services	VZwriss--cell for services for period 2-11-2024--3-10-2024 for ipads in ...	ESD	250.63
Total 5335 - Telephone Service				1,142.97
Total 5300 - BUILDING AND GROUNDS				1,815.72
<b>5600 - COMMUNICATIONS</b>				
<b>5605 - Batteries, Clips, Acc.</b>				
04/16/2024	Chase Card Services	Magnum Electronics-15 batteries for radios	ESD	2,849.55
Total 5605 - Batteries, Clips, Acc.				2,849.55
Total 5600 - COMMUNICATIONS				2,849.55
<b>6600 - INSURANCE</b>				
<b>6605 - Building and Property</b>				
04/05/2024	VFIS of Texas	Inv#9853-3rd quarter installment for commercial insurance	ESD	994.00
Total 6605 - Building and Property				994.00
<b>6610 - Vehicle</b>				
04/05/2024	VFIS of Texas	Inv#9853-3rd quarter installment for vehicle insurance	ESD	2,294.00
Total 6610 - Vehicle				2,294.00
<b>6615 - Personnel Coverage</b>				
04/12/2024	CareFile Membership	Inv#04102024-2024 memberships for Fire and ESD personnel	ESD	255.00
Total 6615 - Personnel Coverage				255.00
Total 6600 - INSURANCE				3,543.00
<b>7000 - OPERATIONS</b>				
<b>7012 - Fuelman-Vehicles &amp; Equipment</b>				
04/05/2024	Fuelman	3-4-2024-4460-regular-1EMs, 1-fire-MA-BVFD	ESD	50.16
04/05/2024	Fuelman	3-10-2024-4460-regular, meetings,1EMS	ESD	6.22
04/05/2024	Fuelman	3-11-2024-4460-regular and meetings	ESD	59.24
04/05/2024	Fuelman	3-22-2024-4460-regular-4EMS, 2-fire, 2-fire-MA,1-SAR, 1SAR-MA	ESD	62.49
04/05/2024	Fuelman	3-26-2024-4420-regular and training	ESD	53.35
04/05/2024	Fuelman	3-12-2024-4421-regular and calls	ESD	42.86
04/05/2024	Fuelman	3-26-2024-4440-regular and calls	ESD	58.94
04/05/2024	Fuelman	3-12-2024-4421-gas can for generator	ESD	2.21
Total 7012 - Fuelman-Vehicles & Equipment				335.47
<b>7030 - First Responder Supplies</b>				
04/05/2024	Municipal Emergen...	Inv#IN2029418-one heavy duty trauma bag for accidents and major inc...	ESD	241.05
Total 7030 - First Responder Supplies				241.05
<b>7060 - Rehabilitation Supplies</b>				
04/16/2024	Chase Card Services	Costco-rehab supplies and food for all personnel at station for period 4...	ESD	689.77
04/16/2024	Chase Card Services	HEB- rehab food for all personnel at station for period 4-3-2024--4-10-2...	ESD	201.88
Total 7060 - Rehabilitation Supplies				891.65
<b>7072 - SCBA MAINTENANCE &amp; REPAIR</b>				
04/16/2024	Chase Card Services	August Industries-4 tank valves for the air tanks on the SCBA cascade ...	ESD	287.45
Total 7072 - SCBA MAINTENANCE & REPAIR				287.45
<b>7075 - State Veh Safety Inspec&amp;Regist</b>				
04/01/2024	Burnet County Tax ...	2024 registration for 4460e	ESD	7.50
04/16/2024	Chase Card Services	Quick Brakes-state inspection for 4460	ESD	7.00
Total 7075 - State Veh Safety Inspec&Regist				14.50

Page 2

Minutes  
BCESD #2  
May 16, 2024  
Page 25 of 32

6:31 PM

05/14/24

Cash Basis

**Cassie Volunteer Fire Department**  
**Profit & Loss Detail**  
**April 2024**

Date	Name	Memo	Class	Paid Amount
<b>7080 · Vehicle Maintenance/Repair</b>				
04/16/2024	Chase Card Services	Amzn-6 pack of trufuel for chainsaws	ESD	42.30
04/16/2024	Chase Card Services	Amzn-polaris oil change kit for UTV	ESD	51.99
04/16/2024	Chase Card Services	Amzn-tune up kit for UTV	ESD	49.99
04/16/2024	Chase Card Services	NAPA-credit for oil filter and oil for pumps-charged on this bill-amount c...	ESD	-49.05
04/16/2024	Chase Card Services	Tractor Supply - 4 gas cans for diesel fuel for vehicles for eclipse event	ESD	105.96
04/16/2024	Chase Card Services	NAPA-oil filter and oil for pumps on vehicles	ESD	39.61
04/16/2024	Chase Card Services	NAPA-oil filter and oil for pumps on vehicles-this is credit on this bill wa...	ESD	49.05
Total 7080 · Vehicle Maintenance/Repair				289.85
<b>7085 · Vehicle Maint/Repr(Vendor)</b>				
04/05/2024	Texas Fire Resourc...	Inv#s 1239--annual preventative maintenance to maintain NFPA stand...	ESD	2,325.46
04/05/2024	Texas Fire Resourc...	Inv#s 1240--annual preventative maintenance to maintain NFPA stand...	ESD	2,353.77
04/05/2024	Texas Fire Resourc...	Inv#s 1241--annual preventative maintenance to maintain NFPA stand...	ESD	2,316.74
04/16/2024	Chase Card Services	Quick Brakes-oil filter and oil changes for 4460	ESD	117.88
Total 7085 · Vehicle Maint/Repr(Vendor)				7,113.85
<b>7105 · Rescue Equipment - REPLMNT</b>				
04/16/2024	Chase Card Services	Amzn-4pack of heavy duty ratchet straps	ESD	75.90
04/16/2024	Chase Card Services	Amzn-4 pack cluster hooks heavy duty for car hauling towing	ESD	55.41
04/16/2024	Chase Card Services	Amzn-2 pack of long shank j hook tow chains for car wreck with cluster...	ESD	97.01
Total 7105 · Rescue Equipment - REPLMNT				228.32
Total 7000 · OPERATIONS				9,402.14
<b>8000 · TRAINING</b>				
<b>8022 · Training-Certification&amp;Testing</b>				
04/16/2024	Chase Card Services	National Registry--EMT recertification for D. Shields	ESD	25.00
Total 8022 · Training-Certification&Testing				25.00
Total 8000 · TRAINING				25.00
Total Expense				26,485.26
<b>Net Income</b>				<b>32,705.74</b>

6:37 PM

05/14/24

Cash Basis

**Cassie Volunteer Fire Department**  
**Profit & Loss by Class**  
**October 2023 through April 2024**

	ESD	ESDC	FDE	TOTAL
<b>Income</b>				
4000 · Income				
4005 · ESD payments	123,408.36	0.00	54,164.64	177,573.00
4040 · FD Reimbursement	156.00	0.00	0.00	156.00
4095 · ESD Pymts-Capital Expenditures	0.00	6,634.81	0.00	6,634.81
<b>Total 4000 · Income</b>	<b>123,564.36</b>	<b>6,634.81</b>	<b>54,164.64</b>	<b>184,363.81</b>
<b>Total Income</b>	<b>123,564.36</b>	<b>6,634.81</b>	<b>54,164.64</b>	<b>184,363.81</b>
<b>Expense</b>				
5000 · ADMINISTRATIVE				
5005 · Accounting	345.00	0.00	0.00	345.00
5025 · Office Supplies	294.96	0.00	0.00	294.96
5030 · Printer Supplies	151.95	0.00	0.00	151.95
5035 · Shipping/Postage/PO Box Rental	66.00	0.00	0.00	66.00
5040 · Subscrptn/Dues/Membrshp/RecMgmt	5,791.48	0.00	0.00	5,791.48
5042 · Record Mgmt Systems-ER,PC,CAD	1,420.00	0.00	0.00	1,420.00
5050 · Uniforms (Caps and Shirts)	3,354.20	0.00	0.00	3,354.20
5060 · Banking/SftyDepBox/Chks/BkgdCks	25.00	0.00	0.00	25.00
5076 · RECRUITMENT & RETENTION	6,568.95	0.00	0.00	6,568.95
5078 · Items to be reimbursed by ESD	0.00	210.10	0.00	210.10
<b>Total 5000 · ADMINISTRATIVE</b>	<b>18,017.54</b>	<b>210.10</b>	<b>0.00</b>	<b>18,227.64</b>
5200 · PAID POSITION				
5205 · Base Salary	0.00	0.00	38,769.28	38,769.28
5215 · CVFD SS & Medicare Tax Match	0.00	0.00	2,965.92	2,965.92
<b>Total 5200 · PAID POSITION</b>	<b>0.00</b>	<b>0.00</b>	<b>41,735.20</b>	<b>41,735.20</b>
5300 · BUILDING AND GROUNDS				
5310 · Janitorial Supplies	299.43	0.00	0.00	299.43
5320 · Repairs and Maintenance	2,687.55	0.00	0.00	2,687.55
5325 · Furn&YardEquip Repl/Rep/New	474.07	0.00	0.00	474.07
5330 · Electrical Service	1,875.95	0.00	0.00	1,875.95
5335 · Telephone Service	4,221.32	0.00	0.00	4,221.32
<b>Total 5300 · BUILDING AND GROUNDS</b>	<b>9,558.32</b>	<b>0.00</b>	<b>0.00</b>	<b>9,558.32</b>
5600 · COMMUNICATIONS				
5605 · Batteries, Clips, Acc.	2,849.55	0.00	0.00	2,849.55
<b>Total 5600 · COMMUNICATIONS</b>	<b>2,849.55</b>	<b>0.00</b>	<b>0.00</b>	<b>2,849.55</b>
6600 · INSURANCE				
6605 · Building and Property	2,982.00	0.00	0.00	2,982.00
6610 · Vehicle	6,914.00	0.00	0.00	6,914.00
6615 · Personnel Coverage	14,626.00	0.00	0.00	14,626.00
<b>Total 6600 · INSURANCE</b>	<b>24,522.00</b>	<b>0.00</b>	<b>0.00</b>	<b>24,522.00</b>
7000 · OPERATIONS				
7007 · CAD-Computer Aided Dispatch	6,855.65	0.00	0.00	6,855.65
7012 · Fuelman-Vehicles & Equipment	3,105.15	0.00	0.00	3,105.15
7020 · Fire Extinguisher Test/Repr	130.00	0.00	0.00	130.00
7030 · First Responder Supplies	3,732.65	0.00	0.00	3,732.65
7035 · Ladder, Pump & Hose Testing	1,380.00	0.00	0.00	1,380.00
7040 · Minor Tools	15.89	0.00	0.00	15.89
7050 · Personal Protect Equip-PPE	955.44	0.00	0.00	955.44
7057 · Operations - Radio Service Fee	5,459.28	0.00	0.00	5,459.28
7060 · Rehabilitation Supplies	990.85	0.00	0.00	990.85
7072 · SCBA MAINTENANCE & REPAIR	395.43	0.00	0.00	395.43
7075 · State Veh Safety Inspec&Regist	29.00	0.00	0.00	29.00
7080 · Vehicle Maintenance/Repair	351.89	0.00	0.00	351.89
7085 · Vehicle Maint/Repr(Vendor)	10,350.34	0.00	0.00	10,350.34
7105 · Rescue Equipment - REPLMNT	228.32	0.00	0.00	228.32
<b>Total 7000 · OPERATIONS</b>	<b>33,979.89</b>	<b>0.00</b>	<b>0.00</b>	<b>33,979.89</b>

Page 1

Minutes  
BCESD #2  
May 16, 2024  
Page 27 of 32

6:37 PM

05/14/24

Cash Basis

**Cassie Volunteer Fire Department****Profit & Loss by Class**

October 2023 through April 2024

	ESD	ESDC	FDE	TOTAL
<b>8000 · TRAINING</b>				
8005 · AED, CPR, First Aid	207.50	0.00	0.00	207.50
8020 · Training -VENDOR	3,100.94	0.00	0.00	3,100.94
8022 · Training-Certification&Testing	112.17	0.00	0.00	112.17
8025 · Per Diem Travel/Lodging	1,305.05	0.00	0.00	1,305.05
<b>Total 8000 · TRAINING</b>	<b>4,725.66</b>	<b>0.00</b>	<b>0.00</b>	<b>4,725.66</b>
<b>9000 · PUBLIC RELATIONS</b>				
9010 · Public Educatn/Relatn/Apprtn	284.00	0.00	0.00	284.00
<b>Total 9000 · PUBLIC RELATIONS</b>	<b>284.00</b>	<b>0.00</b>	<b>0.00</b>	<b>284.00</b>
<b>9500 · CAPITAL EXPENDITURES</b>				
9523 · Tires- 6 New Tires for E2-4421	0.00	6,424.71	0.00	6,424.71
<b>Total 9500 · CAPITAL EXPENDITURES</b>	<b>0.00</b>	<b>6,424.71</b>	<b>0.00</b>	<b>6,424.71</b>
<b>Total Expense</b>	<b>93,936.96</b>	<b>6,634.81</b>	<b>41,735.20</b>	<b>142,306.97</b>
<b>Net Income</b>	<b>29,627.40</b>	<b>0.00</b>	<b>12,429.44</b>	<b>42,056.84</b>

6:41 PM

05/14/24

Cash Basis

**Cassie Volunteer Fire Department**  
**Profit & Loss Budget vs. Actual**  
 October 2023 through April 2024

	Oct '23 - Apr 24	Budget	\$ Over Budget
<b>Income</b>			
4000 - Income			
4005 - ESD payments	177,573.00	236,764.00	-59,191.00
4040 - FD Reimbursement	156.00		
4095 - ESD Pymts-Capital Expenditures	6,634.81	6,000.00	634.81
<b>Total 4000 - Income</b>	<b>184,363.81</b>	<b>242,764.00</b>	<b>-58,400.19</b>
<b>Total Income</b>	<b>184,363.81</b>	<b>242,764.00</b>	<b>-58,400.19</b>
<b>Expense</b>			
5000 - ADMINISTRATIVE			
5005 - Accounting	345.00	2,000.00	-1,655.00
5010 - Legal Services	0.00	100.00	-100.00
5015 - Meetings	0.00	300.00	-300.00
5020 - Office Equipment/Maint.	0.00	258.00	-258.00
5025 - Office Supplies	294.96	1,000.00	-705.04
5030 - Printer Supplies	151.95	300.00	-148.05
5035 - Shipping/Postage/PO Box Rental	66.00	150.00	-84.00
5040 - Subscrptn/Dues/Membrshp/RecMgmt	5,791.48	6,000.00	-208.52
5042 - Record Mgmt Systems-ER,PC,CAD	1,420.00	5,500.00	-4,080.00
5045 - Travel Allowance	0.00	100.00	-100.00
5050 - Uniforms (Caps and Shirts)	3,354.20	2,000.00	1,354.20
5055 - Printing Services	0.00	100.00	-100.00
5060 - Banking/SftyDepBox/Chks/BkgdCks	25.00	100.00	-75.00
5070 - Replen Petty Cash/Toll Charges	0.00	350.00	-350.00
5076 - RECRUITMENT & RETENTION	6,568.95	10,200.00	-3,631.05
5078 - Items to be reimbursed by ESD	210.10	0.00	210.10
<b>Total 5000 - ADMINISTRATIVE</b>	<b>18,227.64</b>	<b>28,458.00</b>	<b>-10,230.36</b>
5200 - PAID POSITION			
5205 - Base Salary	38,769.28	63,000.00	-24,230.72
5215 - CVFD SS & Medicare Tax Match	2,965.92	4,819.50	-1,853.58
<b>Total 5200 - PAID POSITION</b>	<b>41,735.20</b>	<b>67,819.50</b>	<b>-26,084.30</b>
5300 - BUILDING AND GROUNDS			
5305 - Botanical Supplies	0.00	50.50	-50.50
5310 - Janitorial Supplies	299.43	200.00	99.43
5320 - Repairs and Maintenance	2,687.55	2,000.00	687.55
5325 - Furn&YardEquip Repl/Rep/New	474.07	2,000.00	-1,525.93
5330 - Electrical Service	1,875.95	4,200.00	-2,324.05
5335 - Telephone Service	4,221.32	6,600.00	-2,378.68
<b>Total 5300 - BUILDING AND GROUNDS</b>	<b>9,558.32</b>	<b>15,050.50</b>	<b>-5,492.18</b>
5600 - COMMUNICATIONS			
5605 - Batteries, Clips, Acc.	2,849.55	500.00	2,349.55
5615 - Non-Warranty Repair	0.00	300.00	-300.00
5620 - Digital Radio and Pagers	0.00	500.00	-500.00
<b>Total 5600 - COMMUNICATIONS</b>	<b>2,849.55</b>	<b>1,300.00</b>	<b>1,549.55</b>
6600 - INSURANCE			
6605 - Building and Property	2,982.00	5,800.00	-2,818.00
6610 - Vehicle	6,914.00	12,355.00	-5,441.00
6615 - Personnel Coverage	14,626.00	16,100.00	-1,474.00
<b>Total 6600 - INSURANCE</b>	<b>24,522.00</b>	<b>34,255.00</b>	<b>-9,733.00</b>

Minutes  
 BCESD #2  
 May 16, 2024  
 Page 29 of 32



6:41 PM

05/14/24

Cash Basis

**Cassie Volunteer Fire Department**  
**Profit & Loss Budget vs. Actual**  
 October 2023 through April 2024

	Oct '23 - Apr 24	Budget	\$ Over Budget
<b>7000 - OPERATIONS</b>			
7007 - CAD-Computer Aided Dispatch	6,855.65	5,800.00	1,055.65
7010 - Fuel-Vehicle and Equipment	0.00	250.00	-250.00
7012 - Fuelman-Vehicles & Equipment	3,105.15	16,000.00	-12,894.85
7015 - Equipment Maint/Repr-Vendor	0.00	500.00	-500.00
7020 - Fire Extinguisher Test/Repr	130.00	300.00	-170.00
7025 - Fire Suppressant Supplies	0.00	5,000.00	-5,000.00
7030 - First Responder Supplies	3,732.65	4,500.00	-767.35
7035 - Ladder, Pump & Hose Testing	1,380.00	4,000.00	-2,620.00
7040 - Minor Tools	15.89	150.00	-134.11
7045 - Veh/Epmt Lights-Decals-Safety	0.00	100.00	-100.00
7050 - Personal Protect Equip-PPE	955.44	4,000.00	-3,044.56
7055 - PPE Testing/Cleaning/Repair	0.00	500.00	-500.00
7057 - Operations - Radio Service Fee	5,459.28	5,570.00	-110.72
7060 - Rehabilitation Supplies	990.85	500.00	490.85
7065 - Rescue Equipment Maint/Repr	0.00	250.00	-250.00
7070 - SCBA Testing/Hydro/FaceMsk/Pack	0.00	2,500.00	-2,500.00
7072 - SCBA MAINTENANCE & REPAIR	395.43	500.00	-104.57
7075 - State Veh Safety Inspec&Regist	29.00	150.00	-121.00
7080 - Vehicle Maintenance/Repair	351.89	2,000.00	-1,648.11
7085 - Vehicle Maint/Repr(Vendor)	10,350.34	16,000.00	-5,649.66
7090 - Equipmt Replmt(Fire Fightg)	0.00	1,750.00	-1,750.00
7095 - Fire Fighting Equipmt - NEW	0.00	2,500.00	-2,500.00
7096 - FIRE FIGHTING EQUIPMENT-MAINTEN	0.00	1,007.00	-1,007.00
7100 - Rescue Equipment - NEW	0.00	1,000.00	-1,000.00
7105 - Rescue Equipment - REPLMNT	228.32	200.00	28.32
<b>Total 7000 - OPERATIONS</b>	<b>33,979.89</b>	<b>75,027.00</b>	<b>-41,047.11</b>
<b>8000 - TRAINING</b>			
8005 - AED, CPR, First Aid	207.50	454.00	-246.50
8020 - Training -VENDOR	3,100.94	7,000.00	-3,899.06
8022 - Training-Certification&Testing	112.17	1,000.00	-887.83
8025 - Per Diem Travel/Lodging	1,305.05	4,000.00	-2,694.95
8030 - Wildland	0.00	500.00	-500.00
8035 - Educational Supplies	0.00	600.00	-600.00
<b>Total 8000 - TRAINING</b>	<b>4,725.66</b>	<b>13,554.00</b>	<b>-8,828.34</b>
<b>9000 - PUBLIC RELATIONS</b>			
9005 - Educational Supplies	0.00	100.00	-100.00
9010 - Public Educatn/Relatn/Apprtn	284.00	500.00	-216.00
9015 - Shipping and Postage	0.00	100.00	-100.00
9020 - Printing	0.00	100.00	-100.00
9025 - Recognition/Thank You	0.00	500.00	-500.00
<b>Total 9000 - PUBLIC RELATIONS</b>	<b>284.00</b>	<b>1,300.00</b>	<b>-1,016.00</b>
<b>9500 - CAPITAL EXPENDITURES</b>			
9523 - Tires- 6 New Tires for E2-4421	6,424.71	6,000.00	424.71
<b>Total 9500 - CAPITAL EXPENDITURES</b>	<b>6,424.71</b>	<b>6,000.00</b>	<b>424.71</b>
<b>Total Expense</b>	<b>142,306.97</b>	<b>242,764.00</b>	<b>-100,457.03</b>
<b>Net Income</b>	<b>42,056.84</b>	<b>0.00</b>	<b>42,056.84</b>

Minutes  
 BCESD #2  
 May 16, 2024  
 Page 30 of 32

6:56 PM  
05/14/24  
Cash Basis

Cassie Volunteer Fire Dept. & EMS  
Balance Sheet  
As of April 30, 2024

	Apr 30, 24
ASSETS	
Current Assets	
Checking/Savings	
1010 · FSB of Burnet - 68007	117,497.83
Total Checking/Savings	117,497.83
Total Current Assets	117,497.83
Other Assets	
1090 · Transfers (In/Out)	-70,000.00
Total Other Assets	-70,000.00
TOTAL ASSETS	47,497.83
LIABILITIES & EQUITY	
Equity	
3010 · Unrestricted Net Assets	48,297.40
Net Income	-799.57
Total Equity	47,497.83
TOTAL LIABILITIES & EQUITY	47,497.83

Enclosure 5

HdL Companies  
**SALES TAX SNAPSHOT**  
**Burnet Co ESD 2**

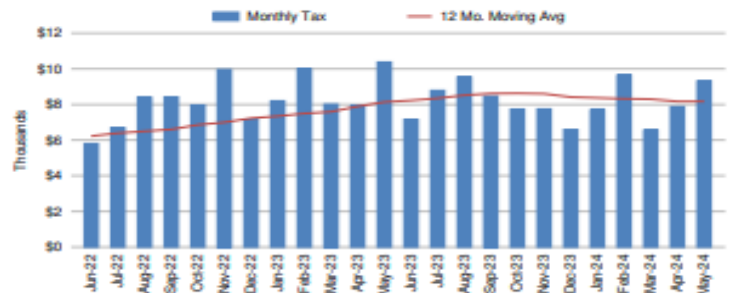
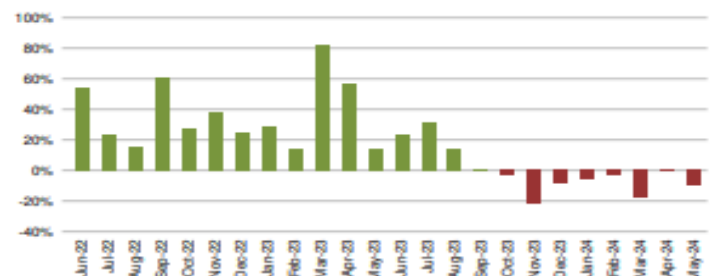
May-24

**Sales Tax Net Payments**

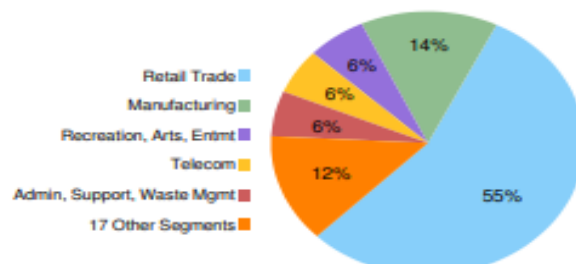
FY Mo.	FY2023	FY2024	YoY % Change
Oct	\$ 7,965	\$ 7,725	-3.0%
Nov	\$ 9,955	\$ 7,743	-22.2%
Dec	\$ 7,155	\$ 6,591	-7.9%
Jan	\$ 8,190	\$ 7,684	-6.2%
Feb	\$ 9,980	\$ 9,624	-3.6%
Mar	\$ 8,004	\$ 6,536	-18.3%
Apr	\$ 7,909	\$ 7,867	-0.5%
May	\$ 10,373	\$ 9,303	-10.3%
Jun	\$ 7,142		
Jul	\$ 8,779		
Aug	\$ 9,518		
Sep	\$ 8,457		
FYTD	\$ 69,532	\$ 63,073	-9.3%
FY Total	\$ 103,428		

**Top 10 Taxpayers**

Rank	Company	FYTD Collections	% Total
1	AMAZON.COM SERVICES INC (MARKETPLACE)		
2	SMS BUCHANAN BUSINESS INC		
3	AMAZON.COM SERVICES LLC		
4	BUCHANAN SEPTIC TANKS INC.		
5	JIM EACHUS		
6	UTOPIAFEST LLC		
7	REVEILLE PEAK RANCH SOLUTIONS LLC		
8	MARK W MARDIS		
9	APPLE INC.		
10	REVEILLE PEAK RANCH LLC.		
Top 10 Companies		\$ 35,394	55.0%
1062 Other Large Companies		\$ 17,250	26.8%
Small Companies/Other		\$ 11,081	17.2%
Single Local Tax Rate (SLT)		\$ 654	1.0%
Total		\$ 64,379	100.0%

**Sales Tax Net Payments Trend****Sales Tax Net Payments Change - YoY****Industry Segment Collections Trend - YoY % Chg**

SEGMENT	Dec	Jan	Feb	Mar	Apr	May
Retail Trade	1.4%	-5.8%	21.5%	-7.7%	19.0%	-100.0%
Manufacturing	-21.4%	332.6%	-33.3%	-32.1%	10.8%	-100.0%
Recreation, Arts, Entmt	-67.0%	-79.8%	-32.1%	-38.8%	-43.2%	-100.0%
Admin, Support, Waste Mgmt	5.6%	-5.8%	9.4%	-13.1%	-8.2%	-100.0%
Telecom	17.4%	13.9%	26.0%	22.8%	34.6%	-100.0%
All Others	-23.5%	50.0%	-38.6%	-55.3%	-57.7%	-100.0%
Total Collections	-8.7%	-3.5%	-0.8%	-20.1%	2.0%	-100.0%

**Sales Tax Collections by Industry Segment**

Minutes  
 BCESD #2  
 May 16, 2024  
 Page 32 of 32